Cooper Lighting Solutions Photometric Lab
1121 Highway 74 South
Peachtree City, GA 30269

Scaled data based on original data using
LM-79-08 Approved Method: Electrical and Photometric Measurements of Solid-State Lighting Products

Test Report Prepared for

Cooper Lighting Solutions

(formerly Eaton)

Brand: McGRAW-EDISON

Report Number: P939513

Luminaire Tested: **GALN-SB2A-927-U-T1**

Issue Date: 1/21/2025

Report Generated By 670246001

Cooper Lighting Solutions Photometric Lab
1121 Highway 74 South
Peachtree City, GA 30269

Test Information

Test Method:	LM-79-08
Report Number:	P939513
	TEST IS SCALED FROM IESNA LM-79-08 TEST DATA (G2-2405-108-2)
Test Lab:	INNOVATION CENTER
Issue Date:	1/21/2025
Manufacturer:	COOPER LIGHTING SOLUTIONS (FORMERLY EATON)
Product Line:	McGRAW-EDISON
Catalog Number:	GALN-SB2A-927-U-T1
Description:	GALLEON AREA AND ROADWAY HIGH DENSITY LED LUMINAIRE
	(2) 90 CRI, 2700K, 350mA LIGHTSQUARES WITH 26 LEDS EACH AND TYPE I OPTICS
Light Source:	-
Ballast/Driver:	-

Summary

Lumens per Lamp:	N/A
Luminaire Lumens:	5402 lumens
Efficiency:	N/A
Efficacy:	94.3 lumens/watt
Luminous Opening:	Rectangular (W 0.5' x L: 1' x H: 0')
IES Classification:	Type I - Short
BUG Rating:	B2 - U0 - G2
Input Watts (W):	57.3
Input Voltage (V):	NR
Input Current (Ain):	NR
Voltage Rise (V):	NR
Power Factor:	NR
Total Harmonic Distortion (THDi):	NR
Frequency (hertz):	60
Stabilization Time:	NR
Operation Time:	NR
Ambient Temperature (°C):	NR
Test Distance:	24 FT

REPORT NUMBER: P939513
CATALOG NUMBER: GALN-SB2A-927-U-T1

Iso-Footcandle Lines of Horizontal Illumination

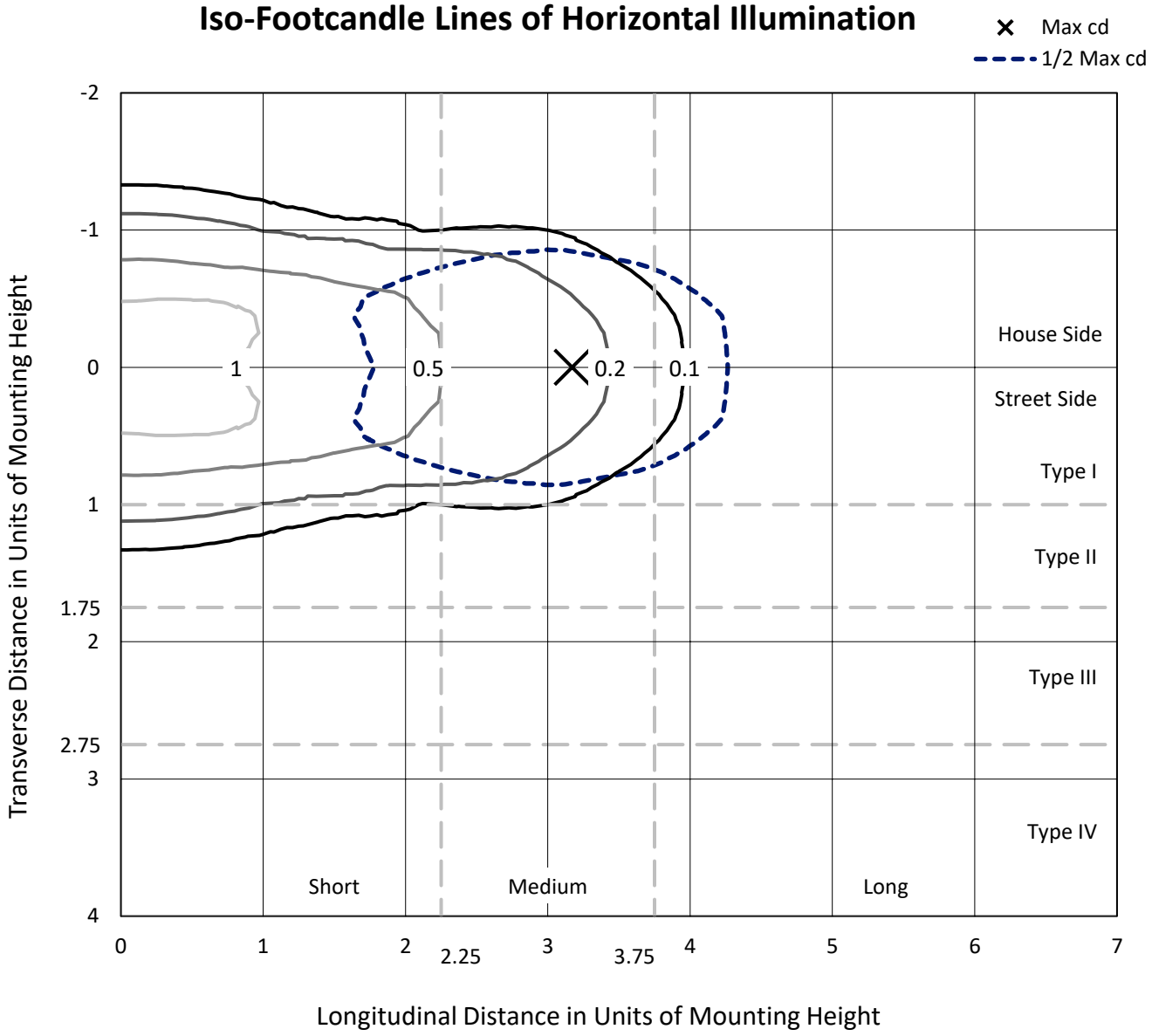

Based on 25 foot mounting height. Maximum calculated value = 1.6 fc
Type I - Short - N/A

Cooper Lighting Solutions Photometric Lab
1121 Highway 74 South
Peachtree City, GA 30269

REPORT NUMBER: P939513
CATALOG NUMBER: GALN-SB2A-927-U-T1

Luminous Intensity Polar Plot

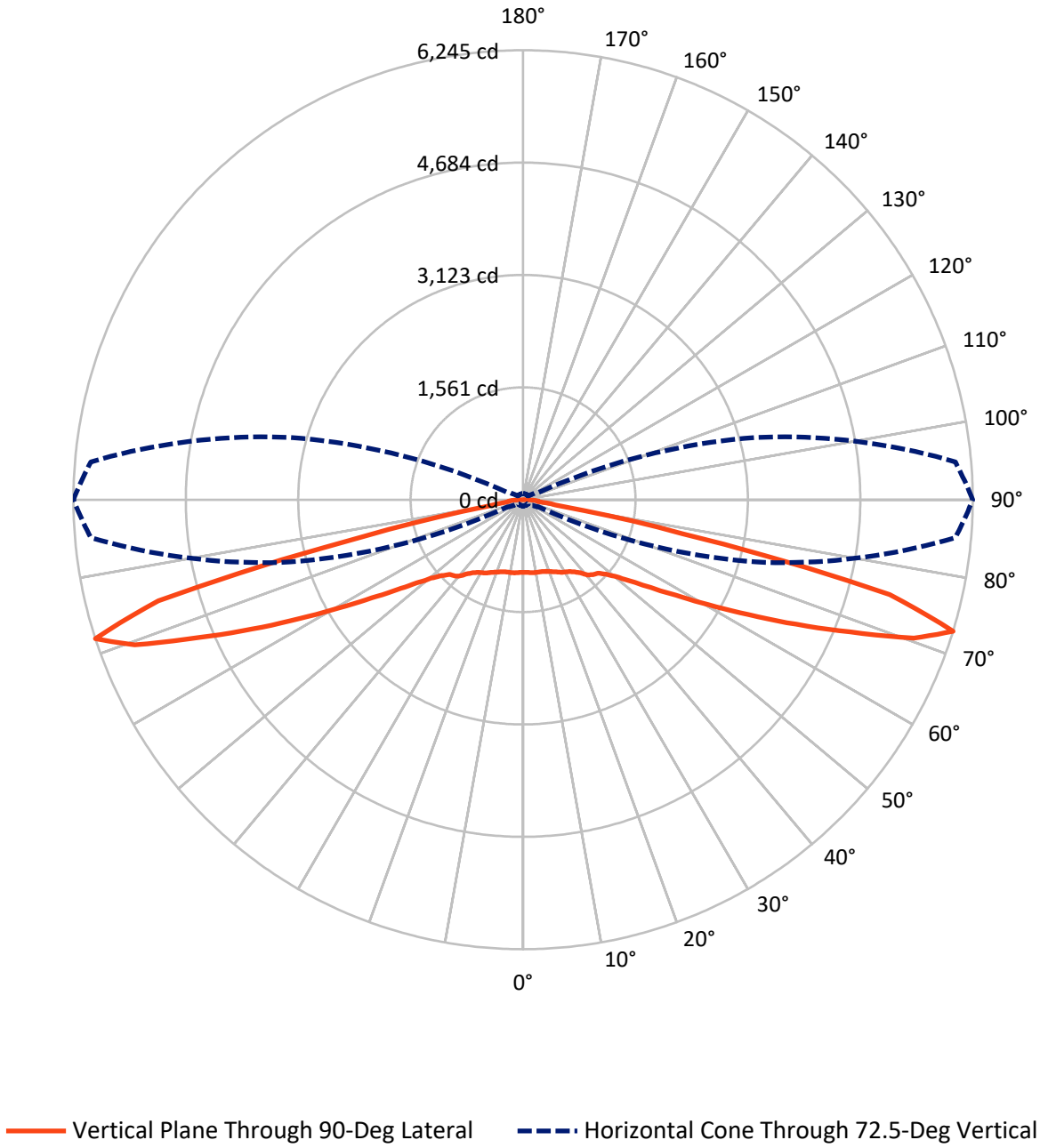

REPORT NUMBER: P939513
CATALOG NUMBER: GALN-SB2A-927-U-T1

FLUX DISTRIBUTION:

		Downward	Upward	Total
House Side	Lumens	2701.0	0.0	2701.0
	% Fixture	50.0	0.0	50.0
Street Side	Lumens	2701.0	0.0	2701.0
	% Fixture	50.0	0.0	50.0
Total	Lumens	5402.0	0.0	5402.0
	% Fixture	100.0	0.0	100.0

ZONAL LUMENS:

Zone	Lumens	% Fixture
0°-10°	97.9	1.8
10°-20°	299.3	5.5
20°-30°	499.0	9.2
30°-40°	686.3	12.7
40°-50°	838.1	15.5
50°-60°	969.4	17.9
60°-70°	1155.8	21.4
70°-80°	806.7	14.9
80°-90°	49.5	0.9
90°-100°	0.0	0.0
100°-110°	0.0	0.0
110°-120°	0.0	0.0
120°-130°	0.0	0.0
130°-140°	0.0	0.0
140°-150°	0.0	0.0
150°-160°	0.0	0.0
160°-170°	0.0	0.0
170°-180°	0.0	0.0
0°-90°	5402.0	100.0
0°-180°	5402.0	100.0

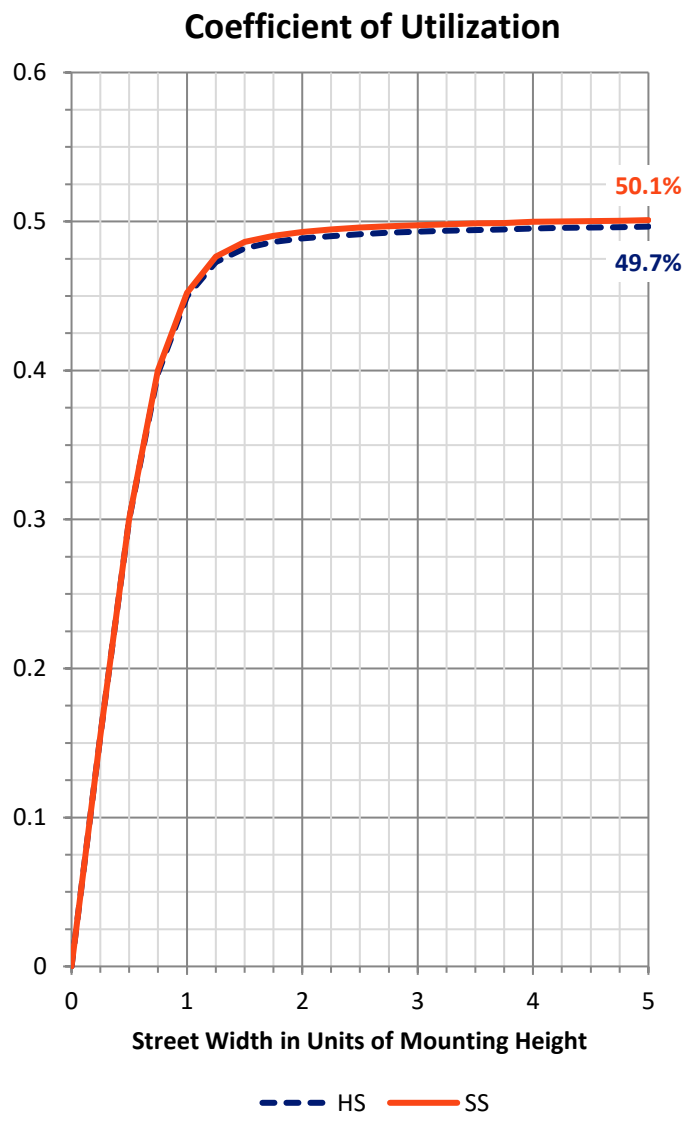

REPORT NUMBER: P939513
CATALOG NUMBER: GALN-SB2A-927-U-T1

LUMINAIRE CLASSIFICATION SYSTEM LUMEN TABLE AND BUG RATING:

Zone		Lumens	% Fixture	Zone Rating/Lumen Limit B	U	G
FL	(0°-30°)	448.1	8.3			
FM	(30°-60°)	1246.9	23.1			
FH	(60°-80°)	981.3	18.2			G1/1800
FVH	(80°-90°)	24.8	0.5			G1/100
BL	(0°-30°)	448.1	8.3	B1/500		
BM	(30°-60°)	1246.9	23.1	B2/2500		
BH	(60°-80°)	981.3	18.2	B2/1000		G2/1000
BVH	(80°-90°)	24.8	0.5			G1/100
UL	(90°-100°)	0.0	0.0		U0/0	
UH	(100°-180°)	0.0	0.0		U0/0	

BUG Rating: B2-U0-G2
Type I Short

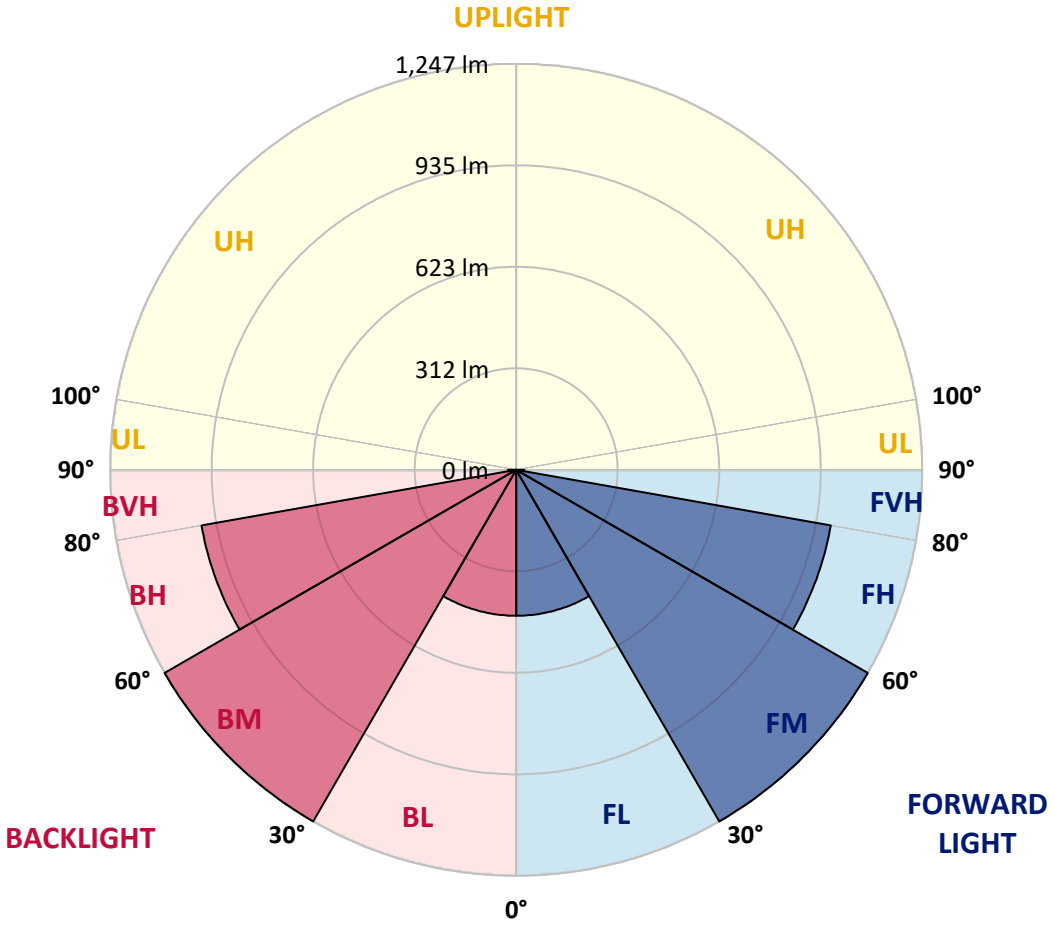

REPORT NUMBER: P939513
CATALOG NUMBER: GALN-SB2A-927-U-T1

CANDELA DISTRIBUTION (FULL):

	0°	5°	15°	25°	35°	45°	55°	65°	75°	85°
0°	1009.4	1009.4	1009.4	1009.4	1009.4	1009.4	1009.4	1009.4	1009.4	1009.4
2.5°	1010.3	1011.4	1011.4	1010.6	1012.6	1010.9	1010.9	1010.0	1010.9	1010.0
5°	1015.4	1016.9	1017.5	1017.2	1019.8	1018.3	1018.3	1017.2	1017.5	1016.6
7.5°	1025.2	1027.2	1028.4	1029.8	1033.5	1031.8	1030.7	1027.2	1025.8	1023.5
10°	1028.4	1030.7	1034.4	1041.9	1050.5	1050.8	1047.3	1038.7	1032.1	1026.9
12.5°	1018.6	1021.8	1029.5	1044.7	1064.0	1071.7	1066.3	1051.9	1039.0	1029.8
15°	1006.3	1009.7	1021.5	1044.4	1072.9	1091.0	1090.4	1071.4	1050.8	1036.4
17.5°	987.0	990.5	1007.4	1039.6	1079.8	1109.6	1117.7	1098.1	1069.1	1049.9
20°	952.3	955.4	979.0	1024.1	1082.1	1129.4	1150.4	1133.2	1097.0	1070.9
22.5°	907.2	912.1	939.7	997.4	1076.6	1150.1	1187.7	1175.9	1129.4	1093.3
25°	859.0	864.2	896.3	964.6	1062.5	1165.0	1231.9	1224.5	1166.2	1121.1
27.5°	817.4	822.8	857.8	932.2	1040.7	1170.8	1275.6	1279.3	1210.7	1151.8
30°	784.6	789.8	827.1	906.1	1012.6	1165.0	1313.7	1339.6	1256.0	1178.5
32.5°	748.7	755.3	794.7	874.2	979.3	1151.2	1347.0	1404.7	1308.6	1207.2
35°	703.4	709.4	750.7	830.6	935.6	1129.1	1374.9	1477.1	1383.8	1250.9
37.5°	648.3	654.0	695.1	776.0	892.3	1098.1	1396.1	1558.6	1473.4	1313.7
40°	592.8	598.3	636.8	715.1	840.3	1058.5	1403.6	1638.4	1576.1	1400.2
42.5°	542.0	546.9	582.2	655.1	782.0	1008.0	1393.8	1707.9	1668.3	1460.4
45°	495.2	499.5	530.8	598.9	721.5	946.5	1364.6	1782.6	1778.0	1503.5
47.5°	441.8	446.1	478.6	544.3	660.9	874.5	1314.9	1856.1	1930.4	1601.1
50°	376.7	380.4	413.7	481.5	598.0	797.8	1246.0	1913.8	2122.8	1749.0
52.5°	299.4	303.5	335.9	403.7	523.4	715.4	1155.3	1951.4	2345.0	1964.9
55°	222.8	225.7	253.8	314.7	430.9	621.6	1041.6	1962.0	2597.0	2260.0
57.5°	161.6	163.4	181.4	226.8	326.7	504.1	903.5	1934.4	2897.1	2638.4
60°	130.9	131.5	136.9	157.0	227.1	371.5	736.7	1839.7	3222.6	3126.2
62.5°	118.9	118.9	120.3	125.7	153.6	245.2	534.9	1643.3	3571.7	3742.6
65°	110.5	110.5	111.1	113.7	121.2	156.2	337.6	1323.5	3866.0	4464.6
67.5°	103.1	103.4	103.1	103.9	108.2	115.4	195.8	914.1	4024.5	5212.8
70°	95.3	95.9	94.5	94.5	97.9	98.2	122.6	501.3	3893.0	5839.8
72.5°	*86.1*	*87.0*	*84.7*	*84.1*	*86.7*	*85.6*	*92.2*	*240.6*	*3342.3*	*6027.0*
75°	78.1	79.2	74.1	72.6	72.6	71.8	74.9	123.5	2169.3	4916.5
77.5°	70.9	73.2	64.9	60.3	59.1	56.6	61.2	75.5	948.8	2308.2
80°	58.6	61.7	53.4	47.9	45.9	43.1	48.2	52.8	282.2	536.0
82.5°	43.6	45.1	37.9	34.2	32.4	30.4	36.2	36.7	91.9	189.8
85°	27.8	28.4	23.3	20.1	19.2	18.4	23.0	20.1	35.0	139.5
87.5°	9.8	11.2	8.9	8.0	8.6	7.2	10.6	6.0	9.8	98.5
90°	0.0	0.0	0.0	0.0	0.0	0.0	0.0	0.0	0.0	0.0

(END C

90°
1009.4
1010.0
1016.6
1023.5
1026.1
1028.4
1034.1
1046.7
1066.0
1086.6
1111.9
1142.1
1164.5
1189.4
1231.1
1287.3
1372.0
1424.3
1454.7
1544.9
1678.3
1877.9
2151.2
2501.4
2953.6
3511.4
4172.3
4897.2
5756.8
6245.1
5258.7
2260.3
513.3
214.5
202.7
122.0
0.0

)F REPORT)